

Front of Inner Flap

Inner panel will trim a hair smaller.

Standard Letter-Fold


8.375 x 10.875"

We-Print TEMPLATE

3.625 x 8.375"

All Panels

 .125" BLEED

 .25" MARGIN


All mail information must have a .5" margin from the trim

Mail Panel

The address will need to be laid out in this orientation so that the USPS scanners can read the information with the opening at the top

0.625" tall empty space for USPS

Front Panel



Live Area = 7.875 x 10.375"

Margins = .25"

Bleed = .125"


Delete this layer before exporting



Inner Front Flap

Inner Back Cover

Back of Inner Panel

Inner panel will trim a hair smaller.



 .125" BLEED
 .25" MARGIN

**3.625
x 8.375"**
All Panels

Live Area = 7.875 x 10.375"
Margins = .25"
Bleed = .125"

Delete this layer before exporting